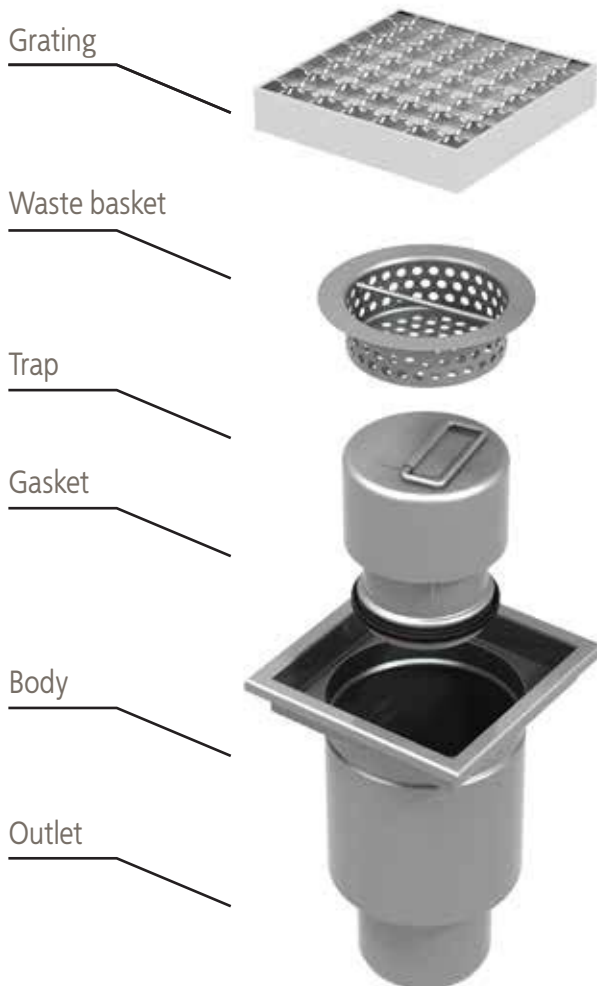
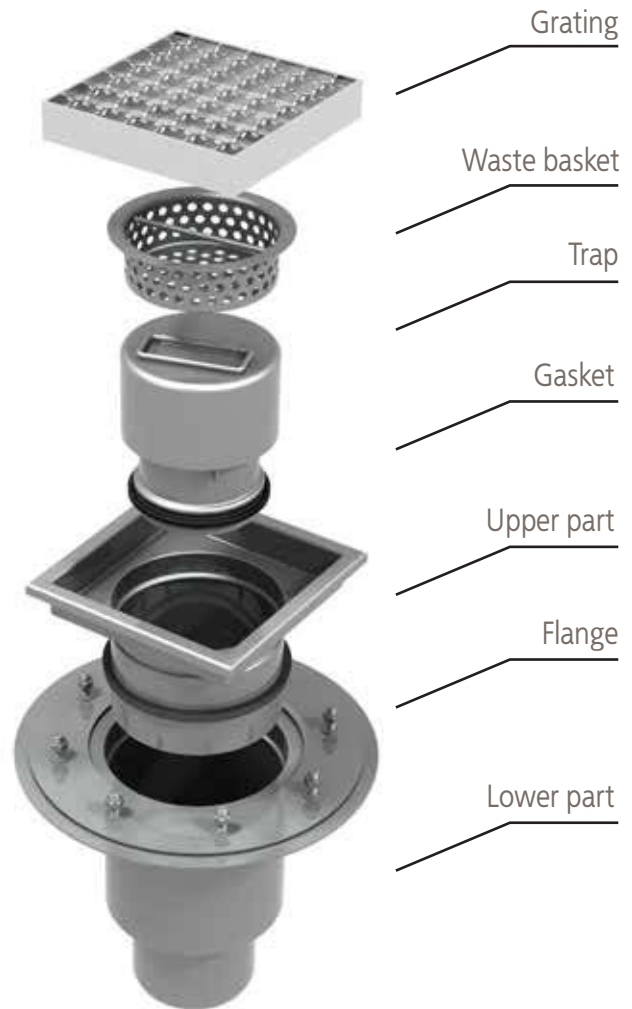


# FLOOR DRAINS

## THE EXAMPLE OF SINGLE-PART FLOOR DRAIN



## THE EXAMPLE OF TWO-PART FLOOR DRAIN



### DESCRIPTION OF THE FLOOR DRAINS COMPONENTS

**Bodies** - round shape limits waste accumulation and enables easy waste removal. The welded joints are grinded to remove sharp edges and ensure safe installation or cleaning.

**Gratings** - available in various shapes, dimensions and finishing versions. The gratings are selected according to the loads and location of installation. We offer the following grating types: mesh anti-slip, ladder, plate and perforated sheet.

**Waste baskets** - recommended when the drained wastewater has a high content of solids.

**Strainers** - used when the amount of solids is small.

**Traps** - very functional and easy to maintain. Ensures easy access to the sewer, quick cleaning and offers a possibility of checking for locks.

**Flanges** - used when it's necessary to drain water from horizontal systems installed under the floor.

## LOAD CLASSES OF GRATINGS

### INDOOR

ATT load classes of gratings installed indoor classified according to EN 1253.



#### H1,5 (1,5 kN)

flat roofs (which do not perform any other function like terrace)



#### K3 (3 kN)

places for pedestrian use (e.g. toilets, swimming pools built inside, balconies, basements, patios)



#### L15 (15 kN)

commercial premises where vehicular traffic intensity is low, excluding forklifts



#### M125 (125 kN)

areas with intensive vehicular traffic (e.g. halls, warehouses, garages)

Load classes are stated for standard grating height ( $h_r=30\text{mm}$ ). We provide other grating heights if requested, but the load classes may differ in each case.

Please note that the stated load classes are assumed for ideal load conditions (static). In reality the loads on gratings are much more complex (dynamic). Therefore, when selecting gratings, one should pay attention to several important details and ask such questions as:

- Will the grating be loaded (with a pallet of specific weight)?
- Will it be loaded with a forklift, if yes, what wheel

### OUTDOOR

ATT load classes of gratings installed outdoor classified according to EN 1433.



#### A15 (15kN)

pedestrian and cyclists areas



#### B125 (125 kN)

footways, lateral drainage systems of car parks



#### C250 (250 kN)

light commercial vehicles, commercial areas, private car parks


type and size will the forklift be fitted with?

- Should this be a forklift truck (vehicle), then what will be the travel intensity. Several times a day, several dozen times a day or even several hundred times a day?

Only such information, together with the weight of forklift, pallet, will give us a full picture when selecting appropriate load class.

Bear in mind that with high intensity (repetitions) of even the smallest load, lower than the specified one, it is better to assume higher load class.

# FLOOR DRAINS



## INSTALLATION OF SINGLE-PART FLOOR DRAINS

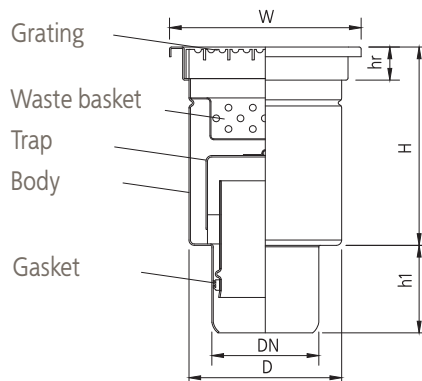
1. Make sure the drain pipe is at the correct height.
2. During concrete pouring, the upper part should be 1-1,5 [mm] below the floor level.
3. Next floor layers can be made when the upper part is stabilized.
4. During concrete pouring make sure, that the upper part clearance is not narrowed.
5. Make sure concrete gets to all places, even difficult of access ones.

## INSTALLATION OF TWO-PART FLOOR DRAINS

1. First, put the lower part of the floor drain in the structural part of the floor. The lower part should be placed in the hollow of 15-20 [mm] to ensure adequate draining of the condensate from the damp-proof course.
2. Make the damp-proof course and secure it with the clamping ring of the lower part.
3. Next, position the upper part on the required level. The upper part edge should be placed about 1-1,5 [mm] below the floor level.
4. Next floor layers can be made when the upper part is stabilized.
5. During concrete pouring make sure that the upper part clearance is not narrowed.
6. Make sure concrete gets to all places, even difficult of access ones.



# heavy duty FLOOR DRAINS vertical with square upper part, single-part



\* Number or symbol of the floor drain needs to be completed with the proper grating symbol (symbols and numbers can be used alternatively).

Symbol		W200/75V1	W200/110V1	W250/110V1	W300/160V1	W400/200V1
Catalogue number mat. 304		00.005075 - *	00.005110 - *	00.001110 - *	00.001160 - *	00.001200 - *
Dimensions [mm]	DN	75	110	110	160	200
	H	194	194	234	244	354
	h1	90	90	90	90	90
	D	157	157	193	255	348
	W	200x200	200x200	250x250	300x300	400x400
	hr	30	30	30	30	30

## GRATING SYMBOLS



perforated sheet - B



mesh anti-slip - K



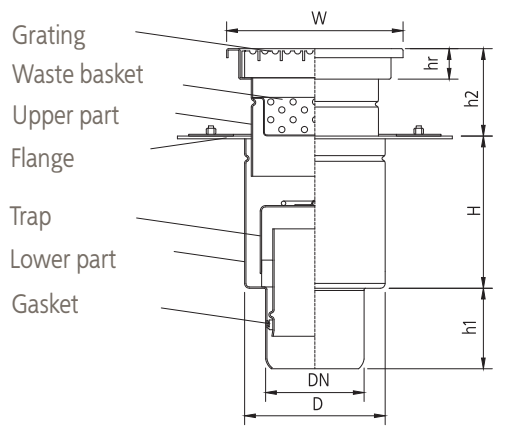
ladder - D



plate - P



# heavy duty FLOOR DRAINS vertical with square upper part, two-part



\* Number or symbol of the floor drain needs to be completed with the proper grating symbol (symbols and numbers can be used alternatively).

Symbol		W200/75V2	W200/110V2	W250/110V2	W300/160V2	W400/200V2
Catalogue number mat. 304		00.006075 - *	00.006110 - *	00.002110 - *	00.002160 - *	00.002200 - *
Dimensions [mm]	DN	75	110	110	160	200
	H	160	160	200	210	320
	h1	90	90	90	90	90
	h2	50-120	50-120	50-160	50-160	50-160
	D	157	157	193	255	348
	W	200x200	200x200	250x250	300x300	400x400
	hr	30	30	30	30	30

## GRATING SYMBOLS



perforated sheet - B



mesh anti-slip - K



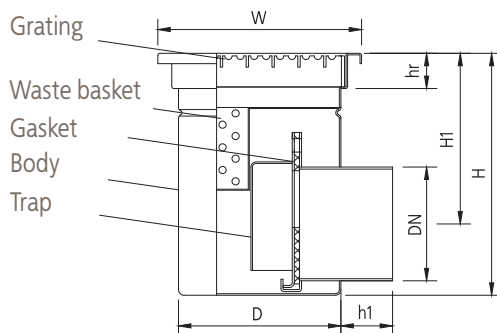
ladder - D



plate - P



# heavy duty FLOOR DRAINS horizontal with square upper part, single-part



\* Number or symbol of the floor drain needs to be completed with the proper grating symbol (symbols and numbers can be used alternatively).

Symbol		W200/75H1	W200/110H1	W250/110H1	W300/160H1	W400/200H1
Catalogue number mat. 304		00.007075 - *	00.007110 - *	00.003110 - *	00.003160 - *	00.003200 - *
Dimensions [mm]	DN	75	110	110	160	200
	H	244	244	244	294	354
	H1	190	170	170	194	232
	h1	50	50	100	90	90
	D	157	157	193	255	348
	W	200x200	200x200	250x250	300x300	400x400
	hr	30	30	30	30	30

## GRATING SYMBOLS



perforated sheet - B



mesh anti-slip - K



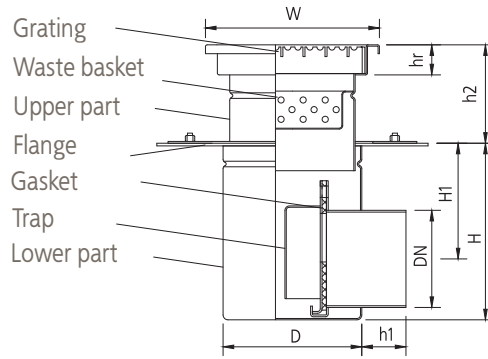
ladder - D



plate - P



# heavy duty FLOOR DRAINS horizontal with square upper part, two-part



\* Number or symbol of the floor drain needs to be completed with the proper grating symbol (symbols and numbers can be used alternatively).

Symbol		W200/75H2	W200/110H2	W250/110H2	W300/160H2	W400/200H2
Catalogue number mat. 304		00.008075 - *	00.008110 - *	00.004110 - *	00.004160 - *	00.004200 - *
Dimensions [mm]	DN	75	110	110	160	200
	H	210	210	210	260	320
	H1	155	140	140	160	200
	h1	50	50	100	90	90
	h2	50-120	80-120	50-160	50-160	50-160
	D	157	157	193	255	348
	W	200x200	200x200	250x250	300x300	400x400
	hr	30	30	30	30	30

## GRATING SYMBOLS



perforated sheet - B



mesh anti-slip - K



ladder - D

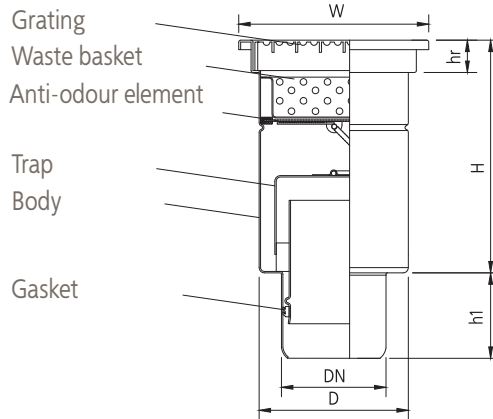


plate - P

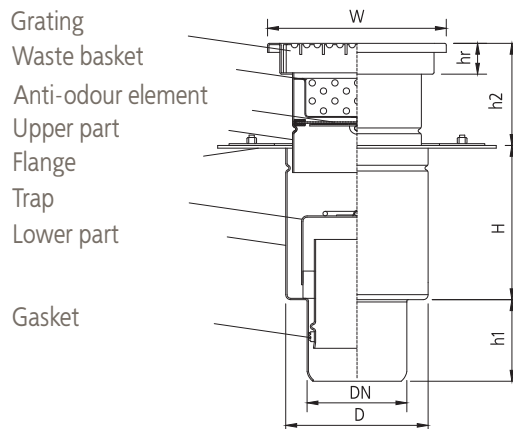




# anti-scent FLOOR DRAINS vertical with square upper part, single-part



# anti-scent FLOOR DRAINS vertical with square upper part, two-part



Symbol		Wa200/110V1	Wa200/110V2
Catalogue number mat. 304		00.021110 - *	00.022110 - *
Dimensions [mm]	DN	110	110
	H	245	160
	h1	90	90
	h2	-	50-120
	D	157	157
	W	200x200	200x200
	hr	30	30

\* Number or symbol of the floor drain needs to be completed with the proper grating symbol (symbols and numbers can be used alternatively).

## GRATING SYMBOLS



perforated sheet - B



mesh anti-slip - K



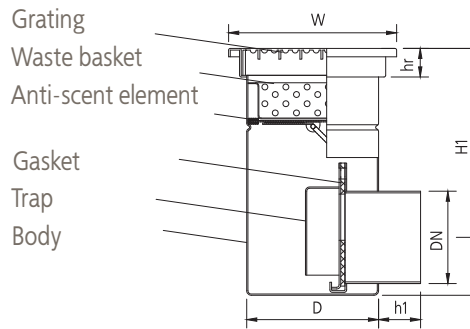
ladder - D



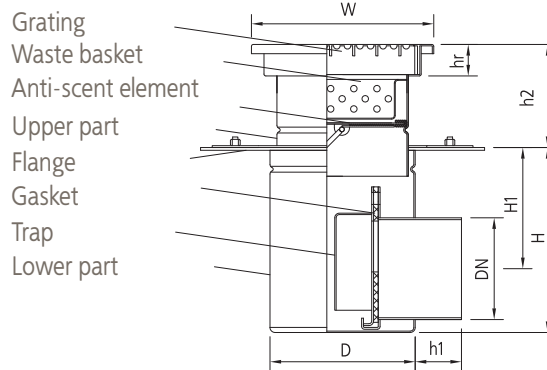
plate - P



## anti-scent FLOOR DRAINS horizontal with square upper part, single-part



## anti-scent FLOOR DRAINS horizontal with square upper part, two-part



Symbol		Wa200/110H1	Wa200/110H2
Catalogue number mat. 304		00.023110 - *	00.024110 - *
Dimensions [mm]	DN	110	110
	H	294	210
	H1	225	140
	h1	50	50
	h2	-	80-120
	D	157	157
	W	200x200	200x200
hr	30	30	

\* Number or symbol of the floor drain needs to be completed with the proper grating symbol (symbols and numbers can be used alternatively).

### GRATING SYMBOLS



perforated sheet - B



mesh anti-slip - K



ladder - D

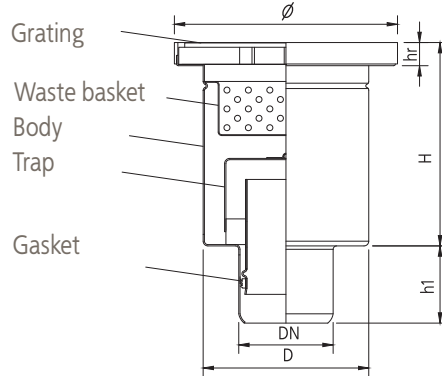


plate - P



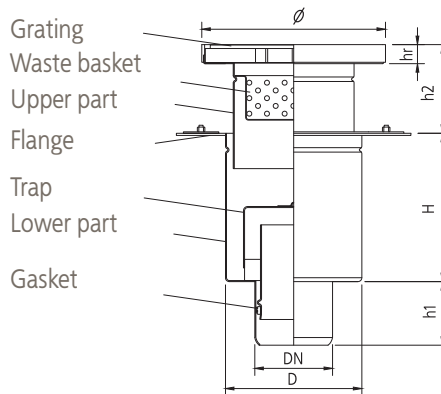
# heavy duty FLOOR DRAINS vertical with round upper part, single-part

WITH OUTLET DN 110



# heavy duty FLOOR DRAINS vertical with round upper part, two-part

WITH OUTLET DN 110



Suction cup is used to remove floor drain's tight cover grating. Suction cup is an additional element – it is not sold as a part of floor drain.



In case of floor drains with tight cover grating we use 8mm thick plate grating with circumferential gasket.

\* Number or symbol of the floor drain needs to be completed with the proper grating symbol (symbols and numbers can be used alternatively).

Symbol		D200/110V1	D255/110V1	D200/110V2	D255/110V2
Catalogue number mat. 304		00.015110 - *	00.009110 - *	00.016110 - *	00.010110 - S
Dimensions [mm]	DN	110	110	110	110
	H	187	227	160	200
	h1	90	90	90	90
	h2	-	-	45-110	45-160
	D	157	193	157	193
	$\phi$	200	255	200	255
hr	25	25	25	25	

## GRATING SYMBOLS



mesh anti-slip – K



plate – P



ladder – D

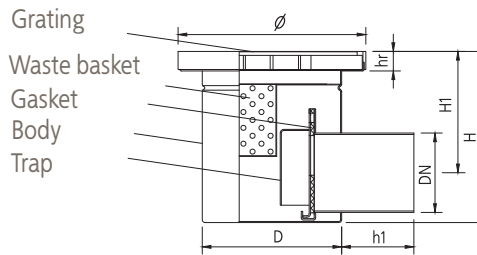


tight cover – S



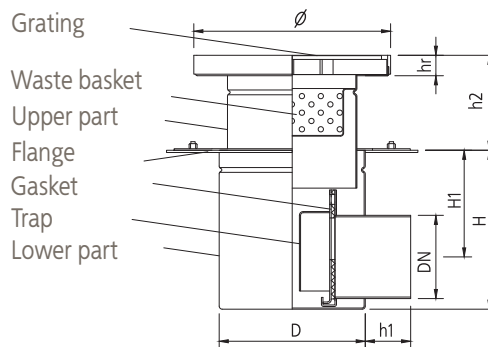
## heavy duty FLOOR DRAINS horizontal with round upper part ,single-part

WITH OUTLET DN 110



## heavy duty FLOOR DRAINS horizontal with round upper part, two-part

WITH OUTLET DN 110



Suction cup is used to remove floor drain's tight cover grating. Suction cup is an additional element – it is not sold as a part of floor drain.

\* Number or symbol of the floor drain needs to be completed with the proper grating symbol (symbols and numbers can be used alternatively).

Symbol	D200/110H1	D255/110H1	D200/110H2	D255/110H2
Catalogue number mat. 304	00.017110 - *	00.011110 - *	00.018110 - *	00.012110 - *
Dimensions [mm]	DN	110	110	110
	H	237	237	190
	H1	165	165	120
	h1	50	100	50
	h2	-	-	45-120
	D	157	193	157
	ø	200	255	200
	Hr	25	25	25



In case of floor drains with tight cover grating we use 8mm thick plate grating with circumferential gasket.

### GRATING SYMBOLS



mesh anti-slip – K



plate – P



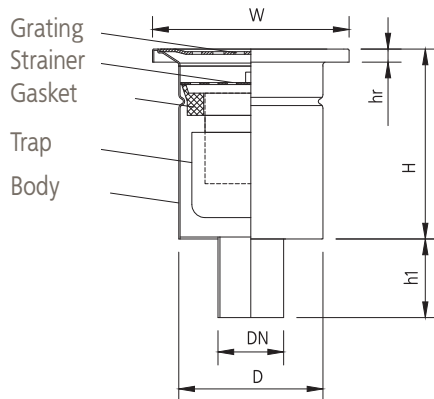
ladder – D



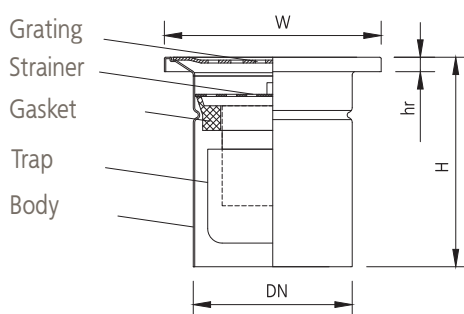
tight cover – S



# mini FLOOR DRAINS vertical with square upper part, single-part



WITH OUTLET DN 50



WITH OUTLET DN 110

Symbol		Wmk150/50V1	Wmk150/75V1	Wmk150/110V1
Catalogue number mat. 304		00.056050 - *	00.056075 - *	00.056110 - *
Dimensions [mm]	DN	50	75	110
	H	150	150	150
	h1	60	60	-
	D	110	110	110
	W	150x150	150x150	150x150
	Hr	2	2	2

Symbols and numbers can be used alternatively.

FOR MINI FLOOR DRAIN W<sub>Mk</sub>150 THERE IS ONLY PERFORATED SHEET (B) GRATING AVAILABLE



perforated sheet - B

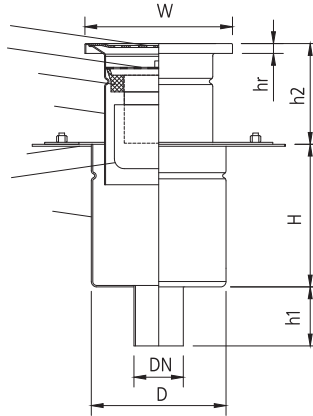


ATT INOX DRAIN

# mini FLOOR DRAINS vertical with square upper part, two-part



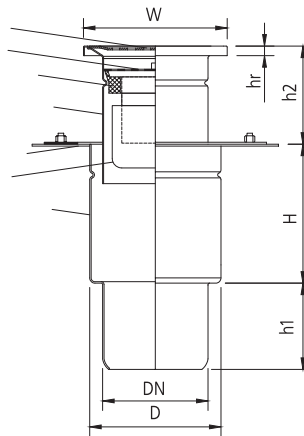
Grating  
Strainer  
Gasket  
Upper part  
Flange  
Trap  
Lower part



**WITH OUTLET DN 50**



Grating  
Strainer  
Gasket  
Upper part  
Flange  
Trap  
Lower part



**WITH OUTLET DN 110**

Symbol		Wmk150/50V2	Wmk150/75V2	Wmk150/110V2
Catalogue number mat. 304		00.057050 - *	00.057075 - *	00.057110 - *
Dimensions [mm]	DN	50	75	110
	H	140	140	140
	h1	60	60	80
	h2	50-130	50-130	50-130
	D	137	137	137
	W	150x150	150x150	150x150
	Hr	2	2	2

Symbols and numbers can be used alternatively.

**FOR MINI FLOOR DRAIN W<sub>MK</sub>150 THERE IS ONLY PERFORATED SHEET (B) GRATING AVAILABLE**



perforated sheet – B

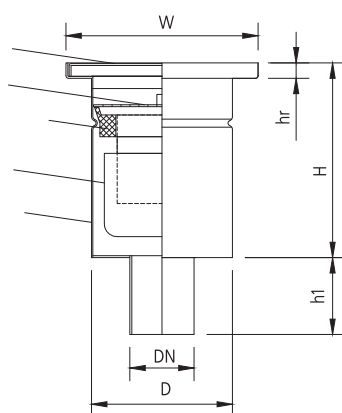


# mini FLOOR DRAINS vertical with square upper part, single-part



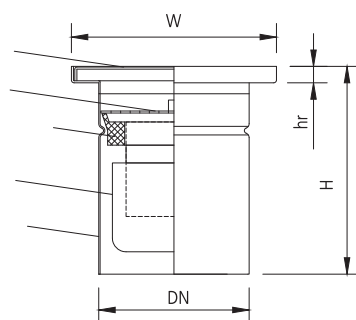
WITH OUTLET DN 50

Grating  
Strainer  
Gasket  
Trap  
Body



WITH OUTLET DN 110

Grating  
Strainer  
Gasket  
Trap  
Body



Symbol		Wm150/50V1	Wm150/75V1	Wm150/110V1
Catalogue number mat. 304		00.032050 - *	00.032075 - *	00.032110 - *
Dimensions [mm]	DN	50	75	110
	H	150	150	150
	h1	60	60	-
	D	110	110	110
	W	150x150	150x150	150x150
	Hr	10	10	10

Symbols and numbers can be used alternatively.

FOR MINI FLOOR DRAIN W<sub>m</sub>150 THERE IS ONLY LADDER (D) GRATING AVAILABLE



ladder - D

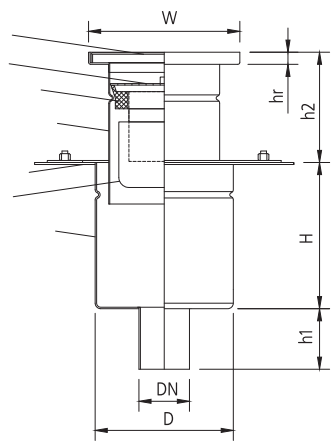


ATT INOX DRAIN

# mini FLOOR DRAINS vertical with square upper part, two-part



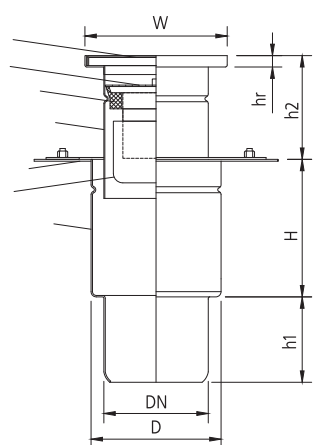
Grating  
Strainer  
Gasket  
Upper part  
Flange  
Trap  
Lower part



**WITH OUTLET DN 50**



Grating  
Strainer  
Gasket  
Upper part  
Flange  
Trap  
Lower part



**WITH OUTLET DN 110**

Symbol	Wm150/50V2	Wm150/75V2	Wm150/110V2	
Catalogue number mat. 304	00.033050 - *	00.033075 - *	00.033110 - *	
Dimensions [mm]	DN	50	75	110
	H	140	140	140
	h1	60	60	80
	h2	50-130	50-130	50-130
	D	137	137	137
	W	150x150	150x150	150x150
	Hr	10	10	10

Symbols and numbers can be used alternatively.

**FOR MINI FLOOR DRAIN Wm150 THERE IS ONLY LADDER (D) GRATING AVAILABLE**



ladder - D

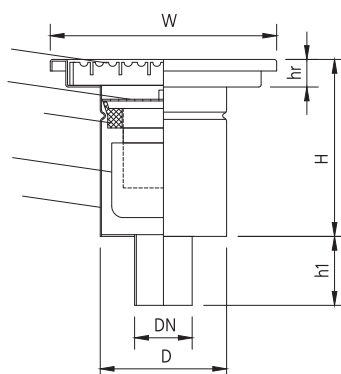




# mini FLOOR DRAINS vertical with square upper part, single-part



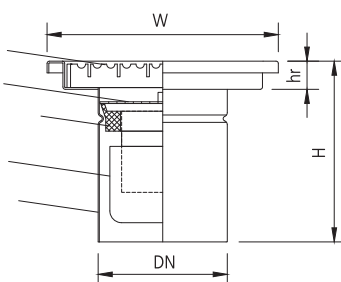
Grating  
Strainer  
Gasket  
Trap  
Body



WITH OUTLET DN 50



Grating  
Strainer  
Gasket  
Trap  
Body



WITH OUTLET DN 110

Symbol	Wm200/50V1	Wm200/75V1	Wm200/110V1	
Catalogue number mat. 304	00.030050 - *	00.030075 - *	00.030110 - *	
Dimensions [mm]	DN	50	75	110
	H	154	154	154
	h1	60	60	-
	D	110	110	110
	W	200x200	200x200	200x200
	Hr	20	20	20

\*Number or symbol of the floor drain needs to be completed with the proper grating symbol (symbols and numbers can be used alternatively).

## GRATING SYMBOLS



perforated sheet - B



mesh anti-slip - K



ladder - D



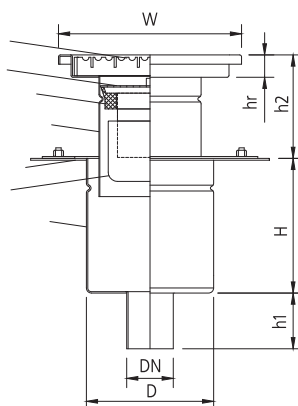
plate - P



# mini FLOOR DRAINS vertical with square upper part, two-part



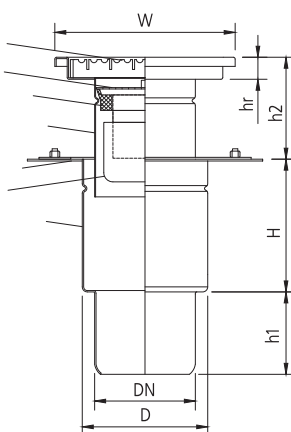
Grating  
Strainer  
Gasket  
Upper part  
Flange  
Trap  
Lower part



## WITH OUTLET DN 50



Grating  
Strainer  
Gasket  
Upper part  
Flange  
Trap  
Lower part



## WITH OUTLET DN 110

Symbol	Wm200/50V2	Wm200/75V2	Wm200/110V2	
Catalogue number mat. 304	00.031050 - *	00.031075 - *	00.031110 - *	
Dimensions [mm]	DN	50	75	110
	H	140	140	140
	h1	60	60	80
	h2	50-130	50-130	50-130
	D	137	137	137
	W	200x200	200x200	200x200
	Hr	20	20	20

\* Number or symbol of the floor drain needs to be completed with the proper grating symbol (symbols and numbers can be used alternatively).

## GRATING SYMBOLS



perforated sheet - B



mesh anti-slip - K



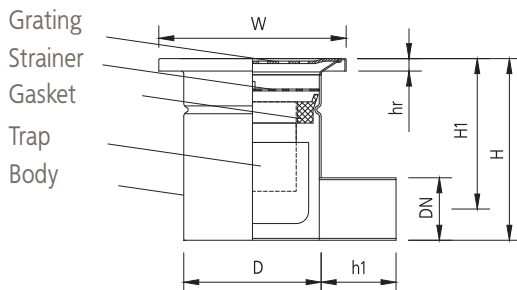
ladder - D



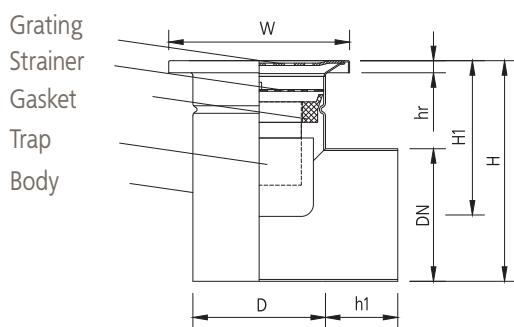
plate - P



# mini FLOOR DRAINS horizontal with square upper part, single-part



WITH OUTLET DN 50



WITH OUTLET DN 110

Symbol		Wmk150/50H1	Wmk150/75H1	Wmk150/110H1
Catalogue number mat. 304		00.058050 - *	00.058075 - *	00.058110 - *
Dimensions [mm]	DN	50	75	110
	H	150	150	185
	H1	120	105	130
	h1	60	60	60
	D	110	110	110
	W	150x150	150x150	150x150
	Hr	2	2	2

\* Symbols and numbers can be used alternatively.

FOR MINI FLOOR DRAIN W<sub>Mk</sub>150 THERE IS ONLY PERFORATED SHEET (B) GRATING AVAILABLE

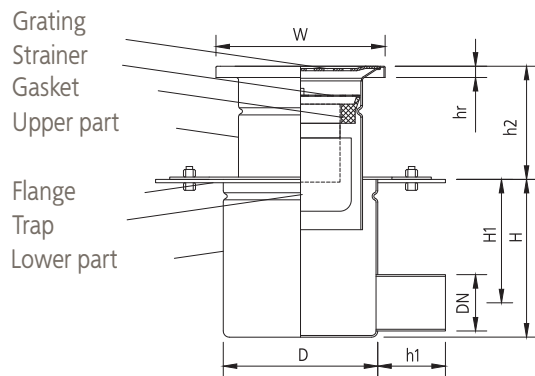


perforated sheet - B

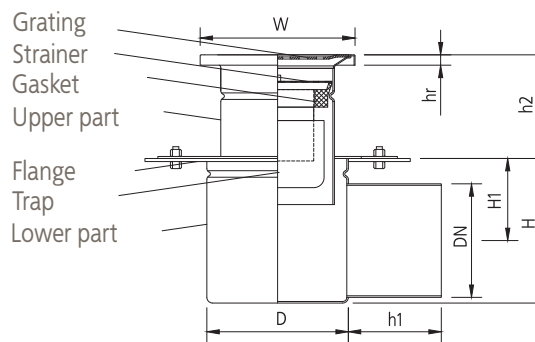


ATT INOX DRAIN

# mini FLOOR DRAINS horizontal with square upper part, two-part



WITH OUTLET DN 50



WITH OUTLET DN 110

Symbol		Wmk150/50H2	Wmk150/75H2	Wmk150/110H2
Catalogue number mat. 304		00.059050 - *	00.059075 - *	00.059110 - *
Dimensions [mm]	DN	50	75	110
	H	140	140	140
	H1	103	90	80
	h1	60	60	90
	h2	50-130	50-130	50-130
	D	137	137	137
	W	150x150	150x150	150x150
Hr	2	2	2	

Symbols and numbers can be used alternatively.

FOR MINI FLOOR DRAIN W<sub>MK</sub>150 THERE IS ONLY PERFORATED SHEET (B) GRATING AVAILABLE



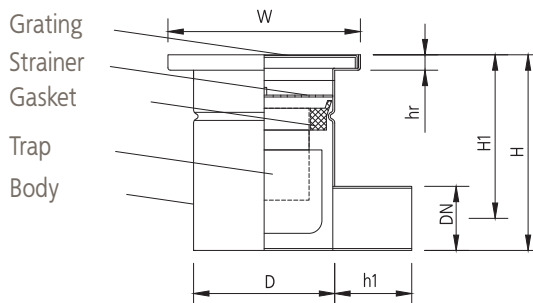
perforated sheet – B



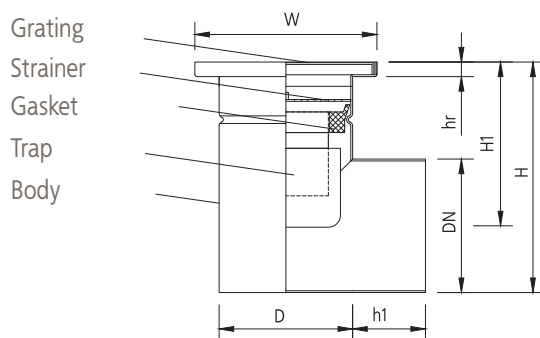
# mini FLOOR DRAINS horizontal with square upper part, single-part



WITH OUTLET DN 50



WITH OUTLET DN 110



Symbol		Wm150/50H1	Wm150/75H1	Wm150/110H1
Catalogue number mat. 304		00.042050 - *	00.042075 - *	00.042110 - *
Dimensions [mm]	DN	50	75	110
	H	150	150	190
	H1	120	110	135
	h1	60	60	60
	D	110	110	110
	W	150x150	150x150	150x150
	Hr	10	10	10

Symbols and numbers can be used alternatively.

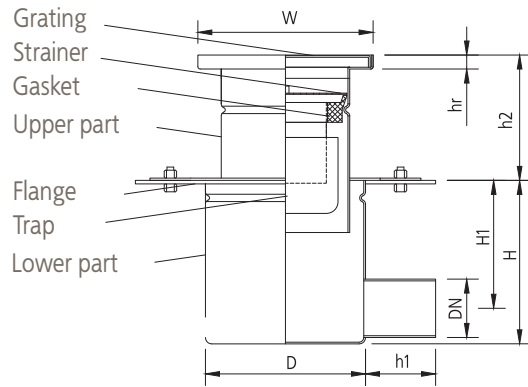
FOR MINI FLOOR DRAIN Wm150 THERE IS ONLY LADDER (D) GRATING AVAILABLE



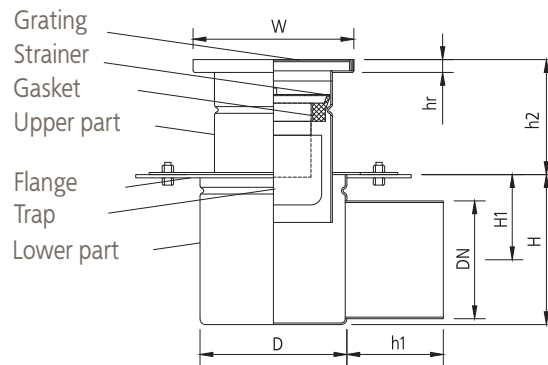
ladder - D



# mini FLOOR DRAINS horizontal with square upper part, two-part



WITH OUTLET DN 50



WITH OUTLET DN 110

Symbol		Wm150/50H2	Wm150/75H2	Wm150/110H2
Catalogue number mat. 304		00.043050 - *	00.043075 - *	00.043110 - *
Dimensions [mm]	DN	50	75	110
	H	140	140	140
	H1	103	90	80
	h1	60	60	90
	h2	50-130	50-130	50-130
	D	137	137	137
	W	150x150	150x150	150x150
	Hr	10	10	10

Symbols and numbers can be used alternatively.

FOR MINI FLOOR DRAIN Wm150 THERE IS ONLY LADDER (D) GRATING AVAILABLE



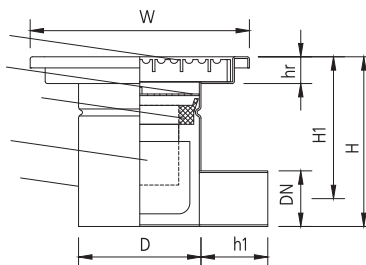
ladder - D



# mini FLOOR DRAINS horizontal with square upper part, single-part



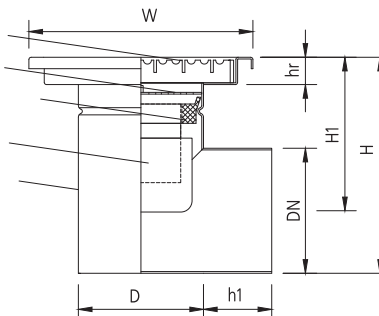
Grating  
Strainer  
Gasket  
Trap  
Body



WITH OUTLET DN 50



Grating  
Strainer  
Gasket  
Trap  
Body



WITH OUTLET DN 110

Symbol		Wm200/50H1	Wm200/75H1	Wm200/110H1
Catalogue number mat. 304		00.040050 - *	00.040075 - *	00.040110 - *
Dimensions [mm]	DN	50	75	110
	H	154	154	194
	H1	127	114	140
	h1	60	60	90
	D	110	110	110
	W	200x200	200x200	200x200
	Hr	20	20	20

\* Number or symbol of the floor drain needs to be completed with the proper grating symbol (symbols and numbers can be used alternatively).

## GRATING SYMBOLS



perforated sheet - B



mesh anti-slip - K



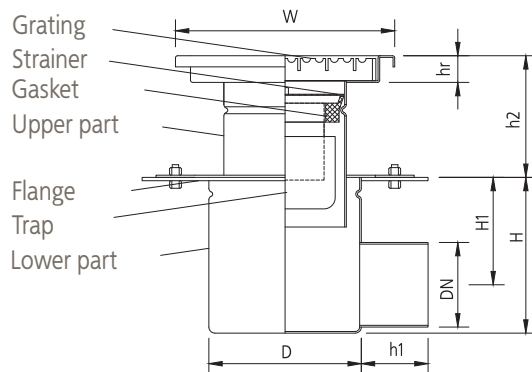
ladder - D



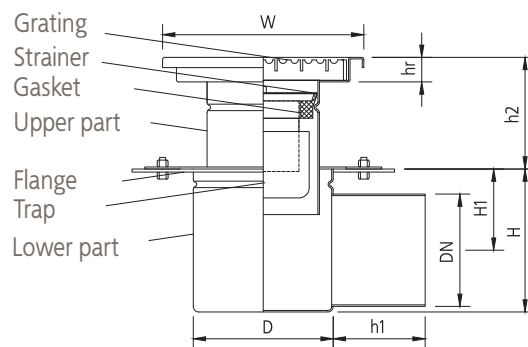
plate - P



# mini FLOOR DRAINS horizontal with square upper part, two-part



WITH OUTLET DN 50



WITH OUTLET DN 110

Symbol	Wm200/50H2	Wm200/75H2	Wm200/110H2	
Catalogue number mat. 304	00.041050 - *	00.041075 - *	00.041110 - *	
Dimensions [mm]	DN	50	75	110
	H	140	140	140
	H1	103	90	80
	h1	60	60	90
	h2	50-130	50-130	50-130
	D	137	137	137
	W	200x200	200x200	200x200
Hr	20	20	20	

\* Number or symbol of the floor drain needs to be completed with the proper grating symbol (symbols and numbers can be used alternatively).

## GRATING SYMBOLS



perforated sheet - B



mesh anti-slip - K



ladder - D



plate - P

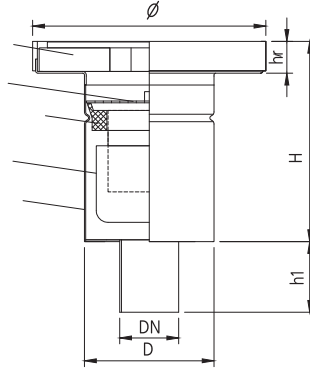




# mini FLOOR DRAINS vertical with round upper part, single-part



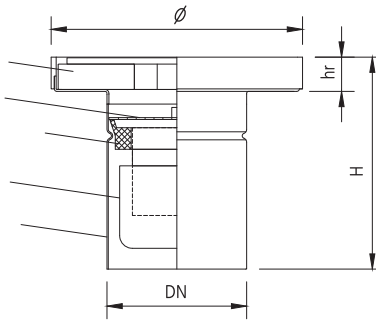
Grating  
Strainer  
Gasket  
Trap  
Body



WITH OUTLET DN 50



Grating  
Strainer  
Gasket  
Trap  
Body



WITH OUTLET DN 110

\* Number or symbol of the floor drain needs to be completed with the proper grating symbol (symbols and numbers can be used alternatively).

Symbol	Dm160/50V1	Dm200/50V1	Dm160/75V1	Dm200/75V1	Dm160/110V1	Dm200/110V1	
Catalogue number mat. 304	00.036050 - *	00.034050 - *	00.036075 - *	00.034075 - *	00.036110 - *	00.034110 - **	
Dimensions [mm]	DN	50	50	75	75	110	110
	H	165	165	165	165	165	165
	h1	60	60	60	60	-	-
	D	110	110	110	110	110	110
	ø	160	200	160	200	160	200
	hr	25	25	25	25	25	25

Suction cup is used to remove floor drain's tight cover grating. Suction cup is an additional element – it is not sold as a part of floor drain.



In case of floor drains with tight cover grating we use 8mm thick plate grating with circumferential gasket.

## GRATING SYMBOLS



mesh anti-slip – K



plate – P



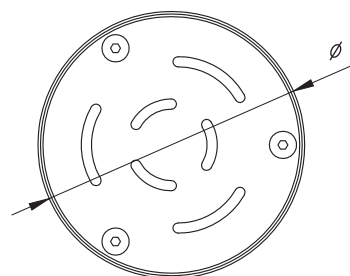
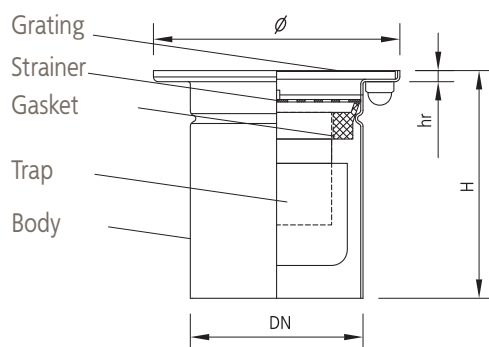
ladder – D



tight cover – S



# mini FLOOR DRAINS vertical with round upper part, single-part



\* Number or symbol of the floor drain needs to be completed with the proper grating symbol (symbols and numbers can be used alternatively).

Symbol		Dms160/110 v1
Catalogue number mat. 304		00.038110 - P
Dimensions [mm]	DN	110
	H	145
	D	110
	Ø	160
	hr	5

## GRATING SYMBOL



There is only 5mm thick plate perforated sheet (P) available for floor drain Dms160/110V1.

# mini FLOOR DRAINS vertical with round upper part, two-part



WITH OUTLET DN 50

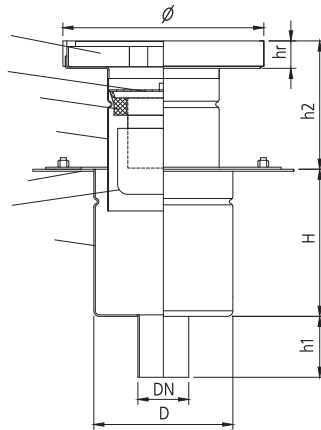


WITH OUTLET DN 110

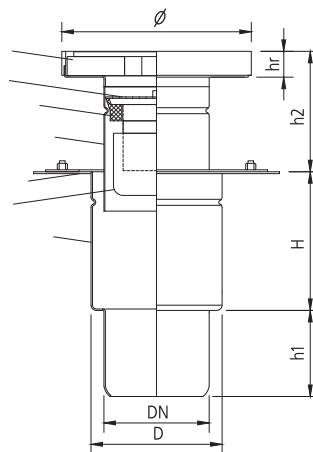
\* Number or symbol of the floor drain needs to be completed with the proper grating symbol (symbols and numbers can be used alternatively).

Symbol	Dm160/50V2	Dm200/50V2	Dm160/75V2	Dm200/75V2	Dm160/110V2	Dm200/110V2	
Catalogue number mat. 304	00.037050 - *	00.035050 - *	00.037075 - *	00.035075 - *	00.037110 - *	00.035110 - *	
Dimensions [mm]	DN	50	50	75	75	110	110
	H	140	140	140	140	140	140
	h1	60	60	60	60	90	90
	h2	50-130	50-130	50-130	50-130	50-130	50-130
	D	137	137	137	137	137	137
	ø	160	200	160	200	160	200
	hr	25	25	25	25	25	25

Grating  
Strainer  
Gasket  
Upper part  
Flange  
Trap  
Lower part



Grating  
Strainer  
Gasket  
Upper part  
Flange  
Trap  
Lower part



Suction cup is used to remove floor drain's tight cover grating. Suction cup is an additional element – it is not sold as a part of floor drain.



In case of floor drains with tight cover grating we use 8mm thick plate grating with circumferential gasket.

## GRATING SYMBOLS



mesh anti-slip – K



plate – P



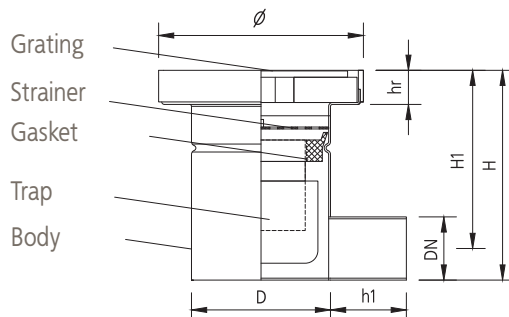
ladder – D



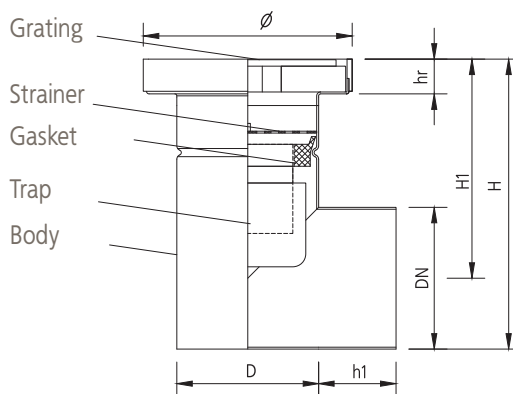
tight cover – S



# mini FLOOR DRAINS horizontal with round upper part, single-part



WITH OUTLET DN 50



WITH OUTLET DN 110

Suction cup is used to remove floor drain's tight cover grating. Suction cup is an additional element – it is not sold as a part of floor drain



In case of floor drains with tight cover grating we use 8mm thick plate grating with circumferential gasket.

\* Number or symbol of the floor drain needs to be completed with the proper grating symbol (symbols and numbers can be used alternatively).

Symbol	Dm160/50H1	Dm200/50H1	Dm160/75H1	Dm200/75H1	Dm160/110H1	Dm200/110H1	
Catalogue number mat. 304	00.046050 - *	00.044050 - *	00.046075 - *	00.044075 - *	00.046110 - *	00.044110 - *	
Dimensions [mm]	DN	50	50	75	75	110	110
	H	165	165	165	165	207	207
	H1	140	140	127	127	152	152
	h1	60	60	60	60	60	60
	D	110	110	110	110	110	110
	$\phi$	160	200	160	200	160	200
	hr	25	25	25	25	25	25

## GRATING SYMBOLS



mesh anti-slip – K



plate – P



ladder – D



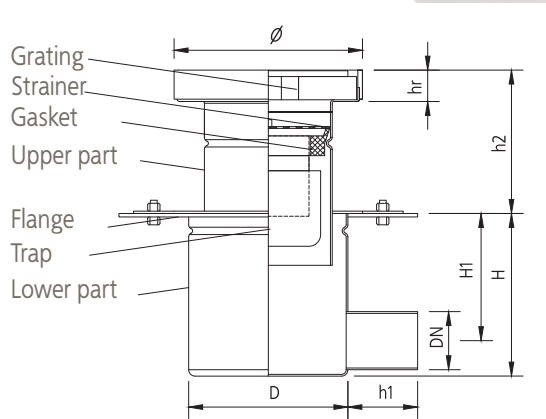
tight cover – S



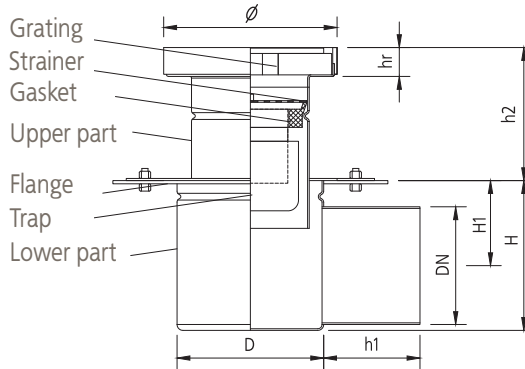
# mini FLOOR DRAINS vertical with square upper part, two-part



WITH OUTLET DN 50



WITH OUTLET DN 110



\* Number or symbol of the floor drain needs to be completed with the proper grating symbol (symbols and numbers can be used alternatively).

Symbol	Dm160/50H2	Dm200/50H2	Dm160/75H2	Dm200/75H2	Dm160/110H2	Dm200/110H2	
Catalogue number mat. 304	00.047050 - *	00.045050 - *	00.047075 - *	00.045075 - *	00.047110 - *	00.045110 - *	
Dimensions [mm]	DN	50	50	75	75	110	110
	H	140	140	140	140	140	140
	H1	103	103	90	90	80	80
	h1	60	60	60	60	90	90
	h2	50-130	50-130	50-130	50-130	50-130	50-130
	D	137	137	137	137	137	137
	ø	160	200	160	200	160	200
	hr	25	25	25	25	25	25



Suction cup is used to remove floor drain's tight cover grating. Suction cup is an additional element – it is not sold as a part of floor drain



In case of floor drains with tight cover grating we use 8mm thick plate grating with circumferential gasket.

## GRATING SYMBOLS



mesh anti-slip – K



plate – P



ladder – D



tight cover – S

